

Production of High-Density Dry Ice Pellets



Technical Data

Dimensions mm/inch:

Length: 1500 / 59
Width: 1500 / 59
Height: 1800 / 71
Height: 1845 / 73.6 (incl. ext. legs)

Weight:

kg: 1700 / lbs: 3747

Rated Output:

kg/h: up to 750
lbs/h: up to 1653
of high-quality dry ice pellets,
depending on the extruder plate applied

Pellet Size Diameter:

mm: 3 - 10 or 16
inch: 0.11 - 0.39 or 0.62

Inlet Liquid CO₂ Pressure:

bar: 16 - 22
psi: 232 - 319

Max. Back Pressure on Revert Gas:

bar: 0 - 1
psi: 0 - 14.5

CE Power Supply:

3 x 400 V AC + PE, 50Hz,
Imax. 32 A


UL Power Supply:

3 x 480 V AC + PE, 60Hz,
Imax. 32 A


Rated Power:

kW: 11
Hp: 15

Noise Level Below 75 dB(A)

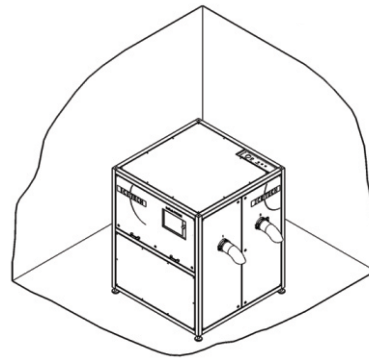
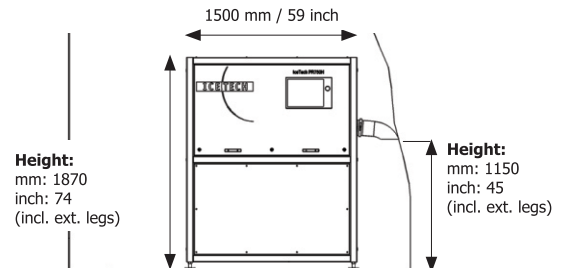
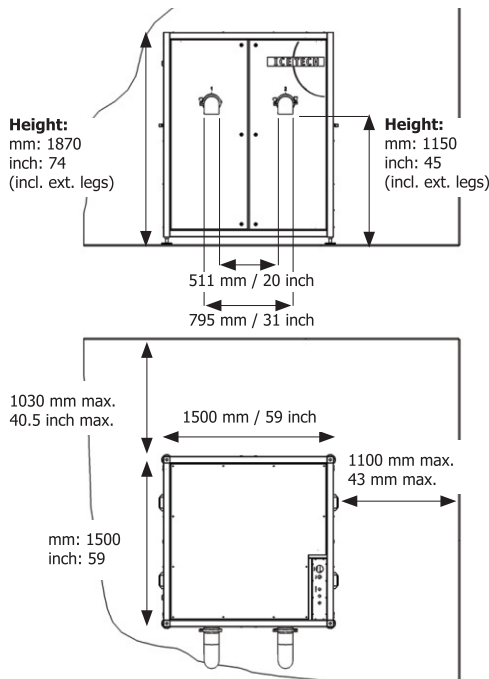


The IceMaker PR750H can
produce two sizes of pellets
at the same time.



PR750H

Production of High-Density Dry Ice Pellets



Floor Characteristics and Minimum Clearance Distances

- o The pelletizer must be placed on a horizontal concrete floor with an adequate load-carrying capacity. The pelletizer will be anchored to the floor, which must be free of cracks and structural deficiencies
- o The minimum clearance distances must be observed to provide sufficient space for opening the cabinet doors and servicing the pelletizer.

Installation

The installation of the pelletizer must be carried out by one of IceTech's service technicians, or by a technician approved by IceTech.

If the IceMaker PR750H is connected to your LAN or Internet, the entire display can be transferred to the computer desktop of your choice – anywhere in the world.

This allows online support by using diagnostic software on the industrial PC.

